

V812-C



 **mitsubishi**®

Giga Torque GX



TOUGH & FLEXIBLE

Design

Reduced Maintenance

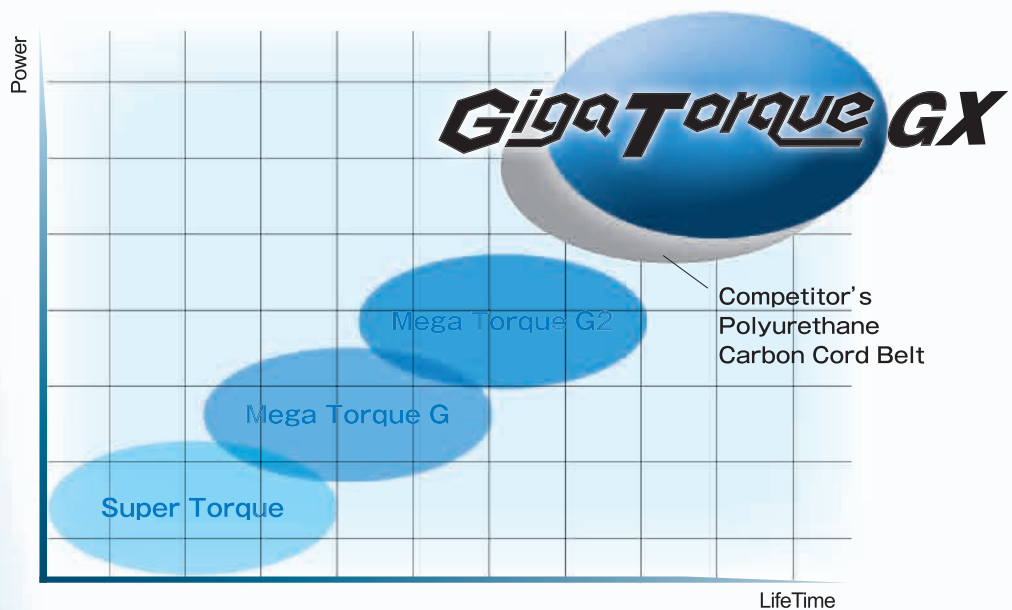
Flexible

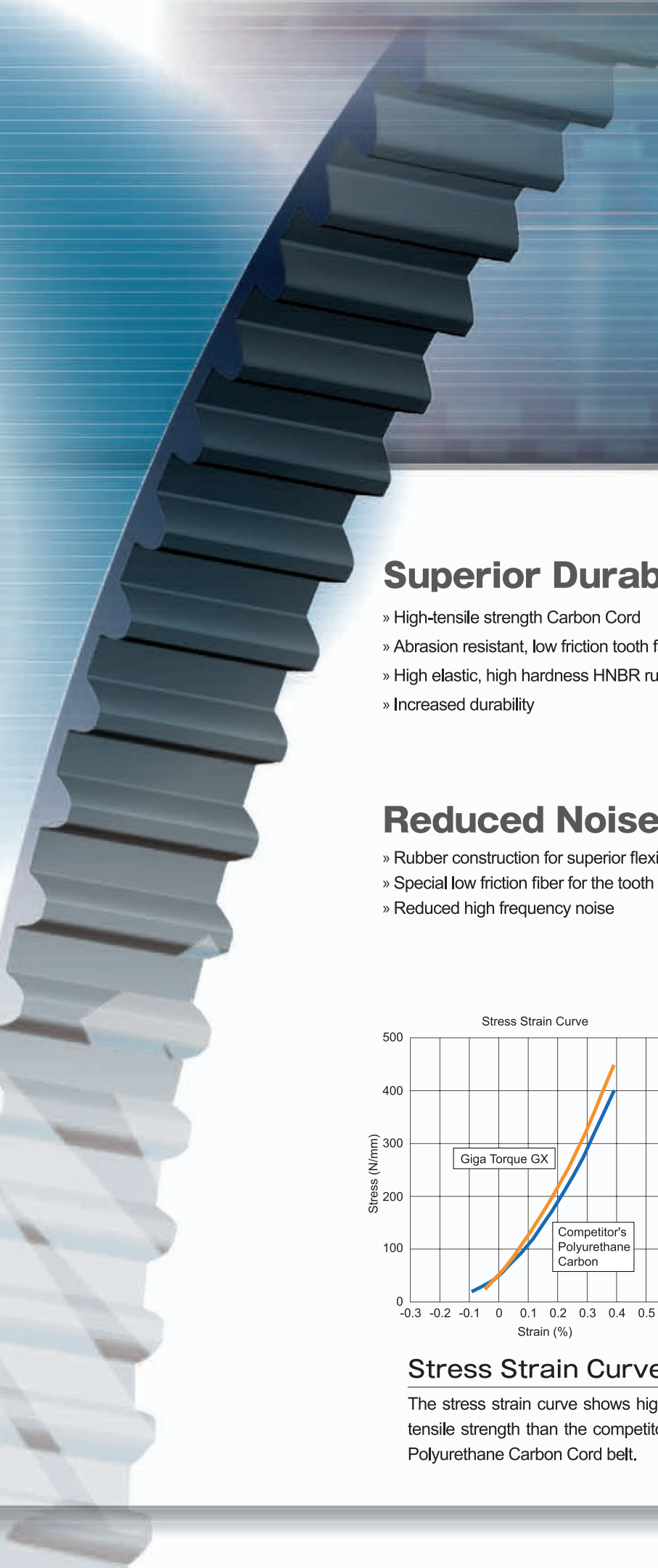
GigaTorque GX

Superior Durability

Quieter

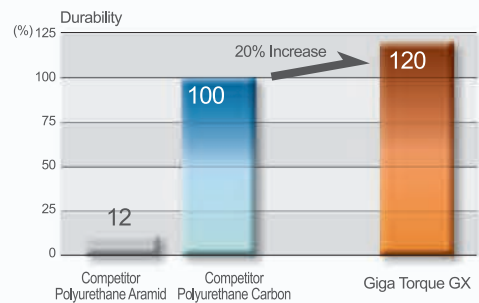
Light & Compact





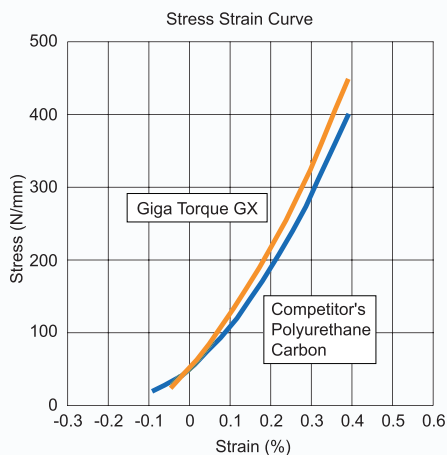
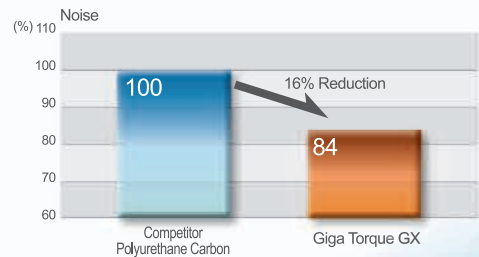
Superior Durability

- » High-tensile strength Carbon Cord
- » Abrasion resistant, low friction tooth fabric
- » High elastic, high hardness HNBR rubber
- » Increased durability



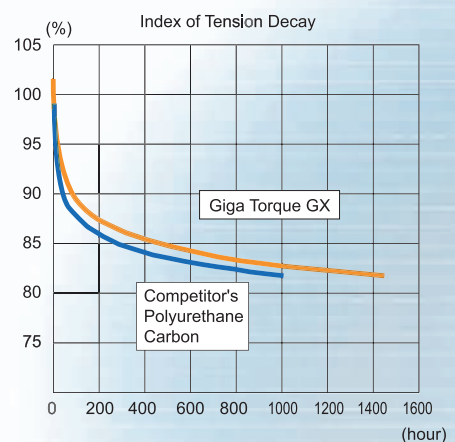
Reduced Noise

- » Rubber construction for superior flexibility
- » Special low friction fiber for the tooth fabric
- » Reduced high frequency noise



Stress Strain Curve

The stress strain curve shows higher tensile strength than the competitor's Polyurethane Carbon Cord belt.



Tension Decay

The Giga Torque GX shows less tension decay than the competitor's Polyurethane Carbon Cord belt.



HNBR Rubber

Have greater oil and heat resistance (maximum of 250°F)

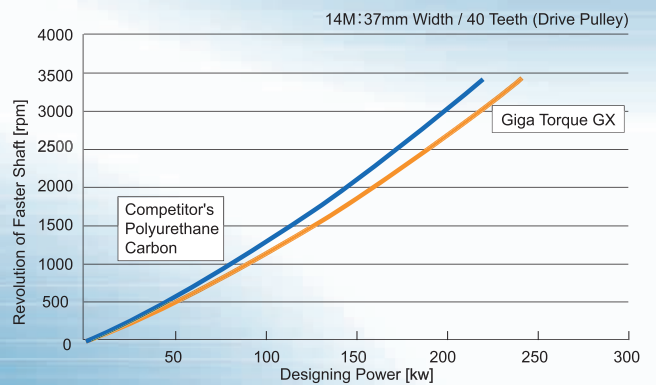
Drop in Replacement

» Designed to run in competitor's belt sprockets



Power Rating

Giga Torque GX Power Rating is 10% higher than the competitor's Polyurethane Carbon Cord belt




Construction Material

Cord

Rubber

Tooth Fabric

Rubber	High Hardness Compound Rubber (HNBR)
Cord	High Modulus Carbon Fiber
Tooth Fabric	Nylon and Special Low Friction Fiber



Line up

G14M (14mm pitch)

Product Code

370

G14M

2100

GX

Nominal
Width
(mm×10)

Belt Type

Nominal
Length
(mm)

GX Spec.

Product Code	No. of Teeth	Product Code	No. of Teeth
G14M 994	71	G14M 2450	175
G14M 1120	80	G14M 2520	180
G14M 1190	85	G14M 2590	185
G14M 1260	90	G14M 2660	190
G14M 1400	100	G14M 2800	200
G14M 1568	112	G14M 3136	224
G14M 1610	115	G14M 3304	236
G14M 1750	125	G14M 3360	240
G14M 1890	135	G14M 3500	250
G14M 1960	140	G14M 3850	275
G14M 2100	150	G14M 3920	280
G14M 2240	160	G14M 4326	309
G14M 2310	165	G14M 4410	315
G14M 2380	170		

G8M (8mm pitch)

Product Code

360

G8M

2400

GX

Nominal
Width
(mm×10)

Belt Type

Nominal
Length
(mm)

GX Spec.

Product Code	No. of Teeth	Product Code	No. of Teeth
G8M 640	80	G8M 2000	250
G8M 720	90	G8M 2200	275
G8M 800	100	G8M 2240	280
G8M 896	112	G8M 2400	300
G8M 960	120	G8M 2520	315
G8M 1000	125	G8M 2600	325
G8M 1040	130	G8M 2800	350
G8M 1120	140	G8M 2840	355
G8M 1200	150	G8M 3048	381
G8M 1224	153	G8M 3200	400
G8M 1280	160	G8M 3280	410
G8M 1440	180	G8M 3600	450
G8M 1600	200	G8M 4000	500
G8M 1760	220	G8M 4400	550
G8M 1792	224	G8M 4480	560

Safety Precautions

Please read all the warnings

Please take all necessary precautions when using our products. Also, please review relevant product catalog and design documents, etc.



MITSUBOSHI BELTING LTD.

Kobe Head Office

1-21, 4-Chome, Hamazoe-dori, Nagata-ku, Kobe 653-0024, Japan
Tel: +81-78-671-5071 Fax: +81-78-685-5670
<http://www.mitsuboshi.co.jp>

Worldwide Sales and Production Network

Asia

MITSUBOSHI OVERSEAS HEADQUARTERS PRIVATE LIMITED

14 Jurong Port Road, Singapore 619091
Tel:+65- 6265-3933 Fax:+65- 6265-0954

MITSUBOSHI BELTING (THAILAND) CO., LTD.

101/62/12 Moo 20 Navanakorn
Phaholyothin Road, Klong Nueng
Klong Luang, Patumtanee 12120, Thailand
Tel:+66- 2529-0691/4 Fax:+66- 2529-0695

STARS TECHNOLOGIES INDUSTRIAL LIMITED

Eastern Seaboard Industrial Estate
64/40 Moo 4 , Tambon Pluakdaeng Amphur Pluakdaeng , Rayong
21140, THAILAND
TEL:+66- 38-954-738 FAX:+66- 38-954-740

P.T. SEIWA INDONESIA

Blok M-2-2, Kawasan Berikat MM2100
Industrial Town, Cibitung, Bekasi
Jawa Barat 17520, Indonesia
Tel:+62- 21-898-0324
Fax:+62- 21-898-0325

P.T. MITSUBOSHI BELTING INDONESIA

Km. 8 Raya Serang
JN. Industri Raya Blok D No. 4
Desa Pasir Jaya, Jatiuwung
Tangerang, Indonesia
Tel:+62- 21-5902070 Fax:+62- 21-5902071

SUZHOU MITSUBOSHI BELTING CO., LTD

277 Liangang Road, Suzhou New District, Jiangsu 215129, China
Tel:+86-512-6665-8880 Fax:+86-512-6665-8886

MBL SHANGHAI INTERNATIONAL TRADING CO., LTD.

Rm.202, Block 3, Shanghai Withub White-cat, Science Park,
No. 641 Tianshan Road, Shanghai 200336, China
Tel:+86-21- 5206-7008 Fax:+86-21- 5206-7011

MITSUBOSHI BELTING PHILIPPINES CORPORATION

Mulawinan Road, Lawang Bato Valenzuela
Metro Manila, The Philippines
Tel:+63- 2-445-4105 Fax:+63- 2-445-4109

North America

MBL(USA)CORPORATION

601 Dayton Road, Ottawa IL 61350-9535 USA
Tel: +1-815-434-1282 Fax: +1-815-434-2897
TOLL FREE CALL: 1-877-625-7832
(1-877-MBL-Power Transmission Drive Belt)
TOLL FREE FAX: 1-800-782-7625 (1-800-STARMBL)
E-mail: sales@mblusa.com

Europe

MBL(EUROPE)B.V.

Energieweg 1+3, 2382 NA Zoeterwoude, The Netherlands
Tel:+31-71-5899264 Fax:+31-71-5895062

MBL ANTRIEBSTECHNIK DEUTSCHLAND GmbH

Bussardweg 10, D-41468 Neuss, Germany
Tel:+49-2131-740940 Fax:+49-2131-7409424

MITSUBOSHI POLAND Sp. z o.o.

Budynek B8 ul. 3-go Maja 8
05-800 Pruszkow, Poland
Tel:+48-22-7383930 Fax:+48-22-7383939

Use

Danger

- If you expect that a belt will fail and idle, free-run, or stop the system, thus causing a fatal or severe accident, please provide an extra safety device.
- Do not use a belt as a lifting or towing tool.

Warning

- If you expect that static electricity will come from the power transmission belt system, thus causing fire or malfunction of the controller, set a neutralization apparatus in the system.

Caution

- Do not use a belt as an insulator. Contact us for information on insulation properties, which vary in belt type.
- For a belt that touches food directly, use one that complies with the applicable food hygiene law of your country.
- Do not modify a belt, or its quality and performance could deteriorate.

Function & Performance

Caution

- Do not use a belt beyond its capacity or for an application other than that specified by the catalog, design documents, etc. This can cause premature failure of the belt.
- If water, oil, chemical, paint, dust, etc. sticks to a belt or pulley, its power transmission could deteriorate and the belt may fail.
- A synchronous (toothed) belt makes louder noise during high-speed rotation. If this occurs, use a soundproof cover.

Storage & Transportation

Warning

- To store a heavy belt, use a suitable jig or stopper to prevent accidents such as belt toppling or tumbling.

Caution

- Use suitable equipment to carry/handle a heavy belt or pulley. Otherwise, back injury may result.
- Do not put weight on or bend a belt forcibly to carry or store it. Otherwise, it will produce defects or scratches to the belt, resulting in damage.
- Store the belt in low humidity and a temperature range of -10°C to 40°C Do not expose belts to direct sunlight.

Mounting & Operation

Danger

- Install a safety cover over rotating components including belt and pulley. Otherwise, hair, gloves and clothing can become entangled in the belt or pulley. If a belt or pulley breaks, fragments may cause injuries.
- Take the following precautions to maintain, inspect and replace a belt.
 - 1) Turn off power and wait until the belt and pulley have stopped completely.
 - 2) Secure machinery so that it may not move during belt removal.
 - 3) Use caution : Do not unintentionally turn on power.

Caution

- Use the same type of belts or pulleys per OEM specification. Use of a different type may cause premature failure.
- Misalignment of the pulleys can damage the belt and result in flange failure. Make proper adjustments to system.
- Loosen the belt tension when changing belts. Do not force or stretch a belt over the flange. Do not use a screw driver or other sharp objects into when replacing the belt as this will result in damage.
- Apply the appropriate belt tension as specified by the relevant catalog and design documents, etc. Inappropriate tension could result in damage of the belt and shaft.
- Take the following precautions to modify the pulley in use:
 - 1) Remove burrs and maintain proper pulley angle;
 - 2) Secure accurate dimensions after modification;
 - 3) Maintain the pulley strength after modification.
- Before assembling the flange with the pulley, check for foreign materials between the pulley and flange. Fasten the flange with a caulking tool and so on. Inappropriate installation could result in the flange coming off.

Handling of Used items

Caution

- Do not burn belt, or hazardous gas could be produced.

The information contained herein is for information purposes only, and does not enlarge, amend or imply any warranty other than provided by the manufacture with the product. Any use of the product not in conformance with the manufacture's instruction must be dangerous.