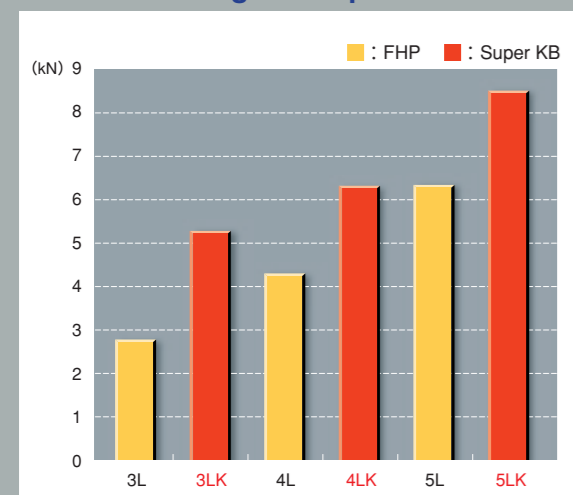




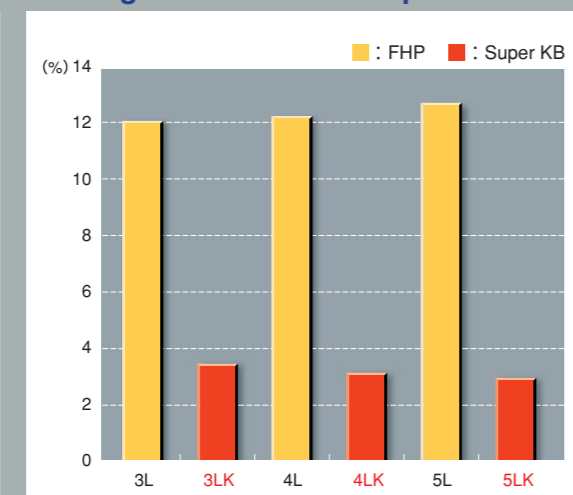
mitsuboshi BELTING LTD. GROUP

MBL(USA) COPORATION
601 Dayton Road
Ottawa, Illinois 61350
Tel:815-434-1282 Fax:815-434-2897

Tensile Strength Comparison



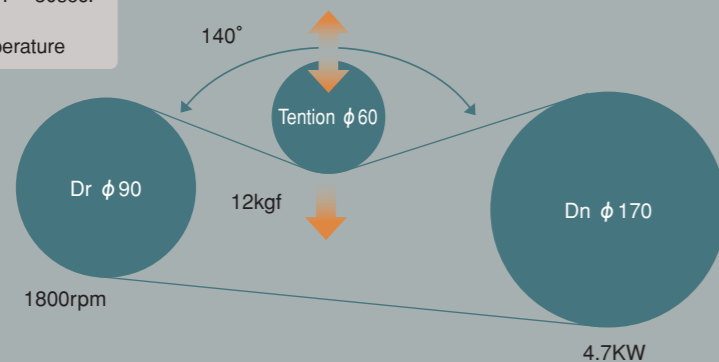
Elongation at Break Comparison



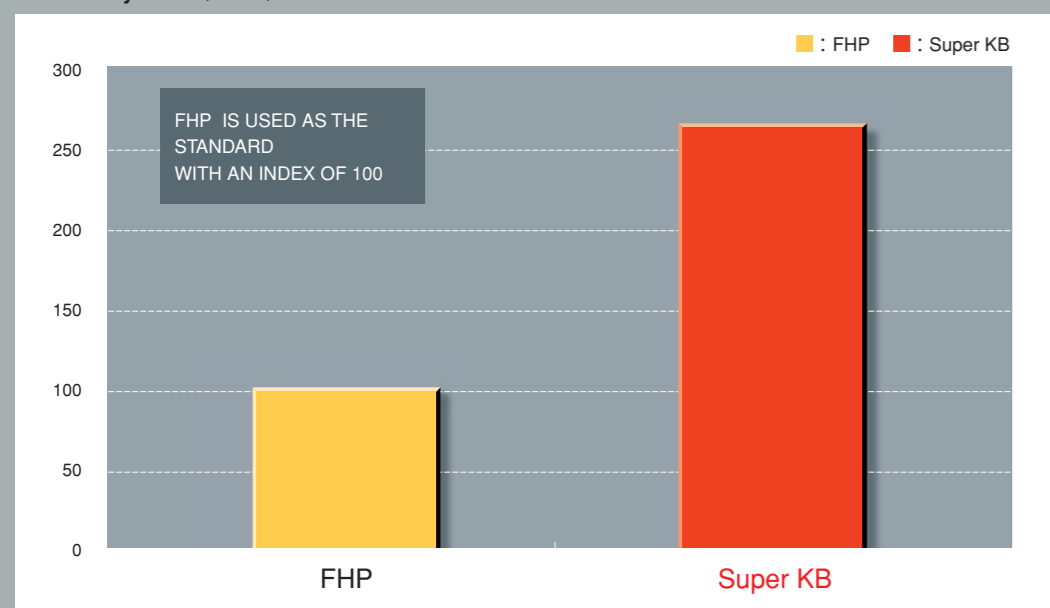
Durability Comparison

Test Condition

Clutch : ON 12min., OFF 30sec.
Belt Length : 40 Inch.
Temperature : Room Temperature



Durability at RT (Index)



Safety Precautions

Please read all the warnings!

Please take all necessary precautions when using our products. Also, Please review relevant product catalog and design documents, etc.

Power Transmission Products

| use | |
|-------------------------------------|---|
| Danger | <ul style="list-style-type: none"> If you expect that a belt will fail and idle, free-run, or stop the system, thus causing a fatal or severe accident, please provide an extra safety device. Do not use a belt as a lifting or towing tool. |
| Warning | <ul style="list-style-type: none"> If you expect that static electricity will come from the power transmission belt system, thus causing fire or malfunction of the controller, use an antistatic belt and set a neutralization apparatus in the system. |
| Caution | <ul style="list-style-type: none"> Do not use a belt as an insulator. Contact us for information on insulation properties, which vary in belt type. For a belt that touches food directly, use one that complies with the applicable food hygiene law of your country Do not modify a belt, or its quality and performance could deteriorate. |
| Function & Performance | |
| Caution | <ul style="list-style-type: none"> Do not use a belt beyond its capacity or for an application other than that specified by the catalog, design documents, etc. This can cause premature failure of the belt. If water, oil, chemical, paint, dust, etc. sticks to a belt or pulley, its power transmission could deteriorate and the belt may fail. |
| Storage & Transportation | |
| Warning | <ul style="list-style-type: none"> To store a heavy belt, use a suitable jig or stopper to prevent accidents such as belt toppling or tumbling. |
| Caution | <ul style="list-style-type: none"> Use suitable equipment to carry/handle a heavy belt or pulley. Otherwise, back injury may result. Do not put weight on or bend a belt forcibly to carry or store it. Otherwise, it will produce defects or scratches to the belt, resulting in damage. Store the belt in low humidity and a temperature range of -10°C to 40°C. Do not expose belts to direct sunlight. |

The information contained herein is for information purposes only, and does not enlarge, amend or imply any warranty other than provided by the manufacture with the product. Any use of the product not in conformance with the manufacture's instruction must be dangerous.



mitsuboshi

V-BELTS FOR AGRICULTURAL MACHINES


- SUPER KB
- FHP V-BELT
- CONVENTIONAL V-BELT



To give attentive consideration to both humanity and nature.



MBL Super KB®



- Characteristics**
- For severe operating conditions where light duty FHP belts may stretch or pull apart due to heavy shock loads
 - Aramid fiber is used in the tensile cord for length stability
 - Provide greater horsepower than light duty FHP belts
 - Special outer covering designed for smooth and backside idler applications
 - Resist temperature extremes, high humidity, oil and cracking
- Materials**
- 1 Tension rubber : Chloroprene rubber
 - 2 Cord : Aramid
 - 3 Compression rubber : Chloroprene rubber
 - 4 Cover fabric : Cotton




MBL FHP V-Belts >>



- Characteristics**
- Designed for light duty, fractional horsepower drives
 - Capable of handling drives with backside idler
 - External wrapping provides a smooth and quiet operation with minimum vibration
 - Heat and oil resistant, static conductive
- Materials**
- 1 Tension rubber : Special compound rubber
 - 2 Cord : Polyester
 - 3 Compression rubber : Special compound rubber
 - 4 Cover fabric : Cotton with chloroprene rubber



MBL Conventional V-Belts >>



- Characteristics**
- Proven reliability for all general drives
 - Composite multipurpose construction for long dependable service and superior performance
 - Prestretched polyester cord reduces belt stretch and insures a strong bond with compression rubber
 - Double layer outer fabric for additional protection and longer life
 - Heat and oil resistant, static conductive
- Materials**
- 1 Tension rubber : Special compound rubber
 - 2 Cord : Polyester
 - 3 Compression rubber : Special compound rubber
 - 4 Cover fabric : Cotton with chloroprene rubber



INFORMATION

Product Code

4L K 380

Belt Type: Aramid Fiber Cord
Belt Code=Outside Length (38inch)X10

Cross-Sectional Dimensions

| Type | Size | TW | | H | |
|------|-------|-------|------|-------|----|
| | | Inch. | mm | Inch. | mm |
| 3LK | 3/8 | 9.5 | 7/32 | 5.5 | |
| 4LK | 1/2 | 12.7 | 5/16 | 7.9 | |
| 5LK | 21/32 | 16.5 | 3/8 | 9.5 | |

Standard Belt Sizes Unit : inch

| Type | Size Range |
|------|------------|
| 3LK | 20~76 |
| 4LK | 20~99 |
| 5LK | 20~99 |

Minimum Pulley Diameter for Super KB Belts Unit : mm

| Belt Type | Minimum recommended pulley diameter | | Minimum allowable pulley diameter | |
|-----------|-------------------------------------|------------|-----------------------------------|------------|
| | Outer Dia. | Pitch Dia. | Outer Dia. | Pitch Dia. |
| 3LK | 79 | 70 | 59 | 50 |
| 4LK | 101 | 90 | 81 | 70 |
| 5LK | 129 | 115 | 109 | 95 |

INFORMATION

Product Code

4L 380

Belt Type:
Belt Code=Nominal Length (38inch)X10

Cross-Sectional Dimensions

| Type | Size | TW | | H | |
|------|-------|-------|------|-------|----|
| | | Inch. | mm | Inch. | mm |
| 3L | 3/8 | 9.5 | 7/32 | 5.5 | |
| 4L | 1/2 | 12.7 | 5/16 | 7.9 | |
| 5L | 21/32 | 16.5 | 3/8 | 9.5 | |

Standard Belt Sizes Unit : inch

| Type | Size Range |
|------|------------|
| 3L | 200~790 |
| 4L | 210~1000 |
| 5L | 230~800 |

Minimum Pulley Diameter for FHP V-Belts Unit : mm

| Belt Type | Minimum recommended pulley diameter | | Minimum allowable pulley diameter | |
|-----------|-------------------------------------|------------|-----------------------------------|------------|
| | Outer Dia. | Pitch Dia. | Outer Dia. | Pitch Dia. |
| 3L | 84 | 75 | 64 | 55 |
| 4L | 106 | 95 | 86 | 75 |
| 5L | 134 | 120 | 114 | 100 |

INFORMATION

Product Code

B 144

Belt Type:
Belt Code=Nominal Length (144inch)X10

Cross-Sectional Dimensions

| Type | Size | TW | | H | |
|------|------|-------|-----|-------|----|
| | | Inch. | mm | Inch. | mm |
| M | 2/5 | 10.0 | 2/9 | 5.5 | |
| A | 1/2 | 12.5 | 1/3 | 9.0 | |
| B | 2/3 | 16.5 | 3/7 | 11.0 | |
| C | 6/7 | 22.0 | 5/9 | 14.0 | |
| D | 11/4 | 31.5 | 3/4 | 19.0 | |
| E | 11/2 | 38.0 | 1 | 25.0 | |

Standard Belt Sizes Unit : inch

| Type | Size Range |
|------|------------|
| M | 20~79 |
| A | 20~270 |
| B | 20~660 |
| C | 20~660 |
| D | 100~660 |
| E | 120~770 |

Minimum Pulley Diameter for Conventional V-Belts Unit : mm

| Belt Type | Minimum recommended pulley diameter | | Minimum allowable pulley diameter | |
|-----------|-------------------------------------|------------|-----------------------------------|------------|
| | Outer Dia. | Pitch Dia. | Outer Dia. | Pitch Dia. |
| M | 55.4 | 50 | 45.4 | 40 |
| A | 104.0 | 95 | 76.0 | 67 |
| B | 161.0 | 150 | 129.0 | 118 |
| C | 238.0 | 224 | 194.0 | 180 |
| D | 374.0 | 355 | 319.0 | 300 |
| E | 585.4 | 560 | 475.4 | 450 |